

Republic of the Philippines  
**Department of Education**  
CORDILLERA ADMINISTRATIVE REGION

October 19, 2022

**REGIONAL MEMORANDUM**

No. 521.2022

**UTILIZATION OF PROJECT SMART (STANDARDIZED AND MEANINGFUL ASSESSMENT RESULT-BASED TEACHING) TOOLS**

To: Assistant Regional Director  
Schools Division Superintendents  
All Divisions  
Others concerned

1. In line with the objectives of **Project SMART (Standardized and Meaningful Assessment Result-based Teaching)**, DepEd CAR through the Curriculum and Learning Management Division (CLMD) was able to develop and quality assure quarterly tests in all learning areas from Grades 1 to 10. These assessment tools are ready for use and all schools in the region are encouraged to use them.
2. Teachers and school heads may access these assessment tools through the **Text-based SHIELD navigation tab**, which is being managed by the CLMD – Learning Resources and Development System (LRMDS) of the regional office. Please see **Enclosure 1** for the procedures in downloading these assessment tools.
3. Printing cost of test materials shall be charged to the school's maintenance and other operating expenses (MOOE). To maintain the integrity of these test materials, security measures must be observed during the printing process, distribution, test administration, and retrieval. Before and after use, all printed test materials must be kept in a locked room or cabinet.
4. These materials have been developed for the implementation of K to 12 Basic Education Curriculum. No work may be derived from these materials for commercial purposes and profit. Thus, teachers, school heads, and other DepEd personnel must not share these materials to private entities. A separate regional memorandum will soon be released to present the complete guidelines in the adoption of the project SMART tools.
5. For queries, please contact the Curriculum and Learning Management Division (CLMD), attention: Rosita C. Agnasi, OIC, CLMD or Bryan A. Hidalgo, EPS/ Focal Person at landline no.: (074) 422 7096 or email address: [clmd.depedcar@gmail.com](mailto:clmd.depedcar@gmail.com).
6. Immediate dissemination of and strict compliance with this Memorandum is directed.

  
**ESTELA P. LEON-CARIÑO Edd, CESO III**  
Director IV/Regional Director

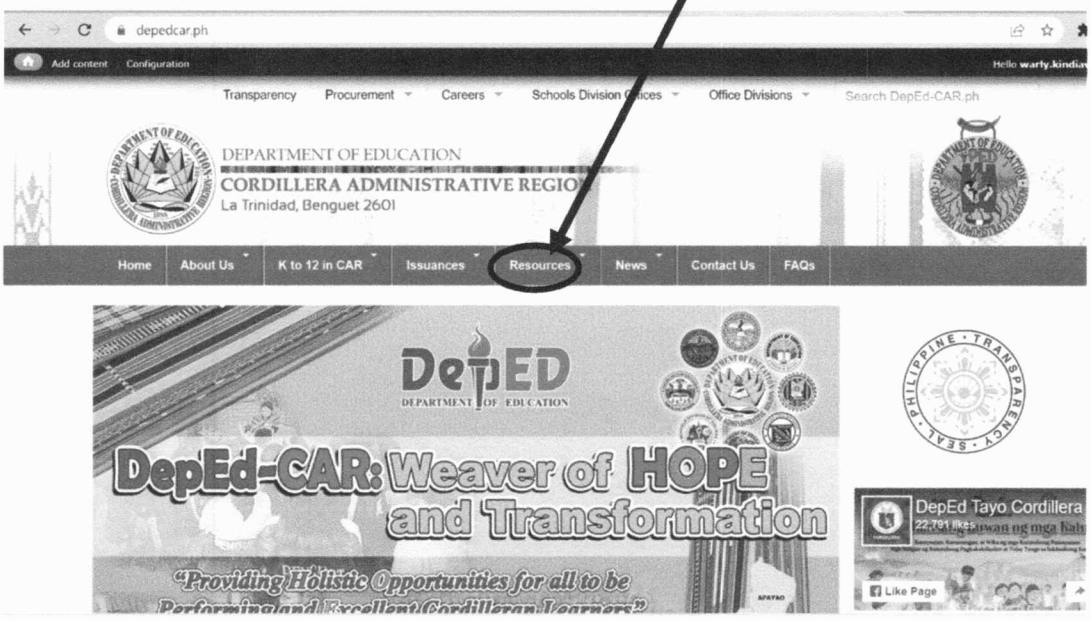

CLMD/RCA/bah



Address: Wangal, La Trinidad, Benguet, 2601  
Telephone No: (074) 422 – 1318  
Email Address: [car@deped.gov.ph](mailto:car@deped.gov.ph)

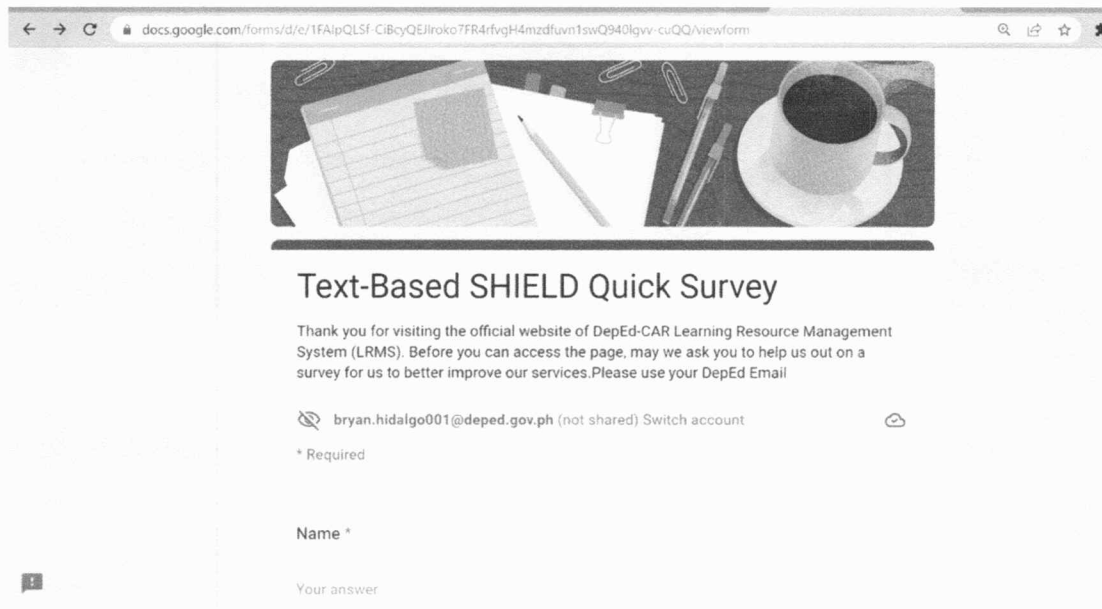
DepEd-CAR: Weaver of **HOPE** and Transformation  
"Holistic Opportunities for all to be Performing and Excellent  
Cordilleran Learners"

**Procedure in Accessing the Project SMART Tools**

Step 1	Go to <a href="https://www.depedcar.ph">https://www.depedcar.ph</a>
Step 2	<p>In the homepage, move the cursor and point it to <b>“Resources”</b> menu. Then, a dropdown list will appear and one of the selections is <b>Text-Based Shield</b>.</p>  <p>The screenshot shows the homepage of the Department of Education - Cordillera Administrative Region. The navigation menu at the top includes Home, About Us, K to 12 in CAR, Issuances, Resources, News, Contact Us, and FAQs. The 'Resources' menu item is circled in red, and a black arrow points from the text 'Resources' in the instruction above to this menu item. Below the navigation menu is a large banner with the text 'DepEd-CAR: Weaver of HOPE and Transformation' and a quote: 'Providing Holistic Opportunities for all to be Performing and Excellent Cordilleran Learners!'.</p>
Step 3	<p>In the dropdown list, click <b>“Text-Based Shield”</b> option.</p>  <p>The screenshot shows the same homepage as in Step 2, but with the 'Resources' dropdown menu open. The 'Text-Based SHIELD' option is circled in red, and a black arrow points from the text 'Text-Based Shield' in the instruction above to this option. The dropdown menu lists several other options: FTAD - Management Information System, NEAP CAR PD iHub, Downloadable Files and Forms, E-Class Record, K to 12 Advocacy Materials, Locally Developed Learning Resources, Learning Materials, Manuals, and School Forms.</p>

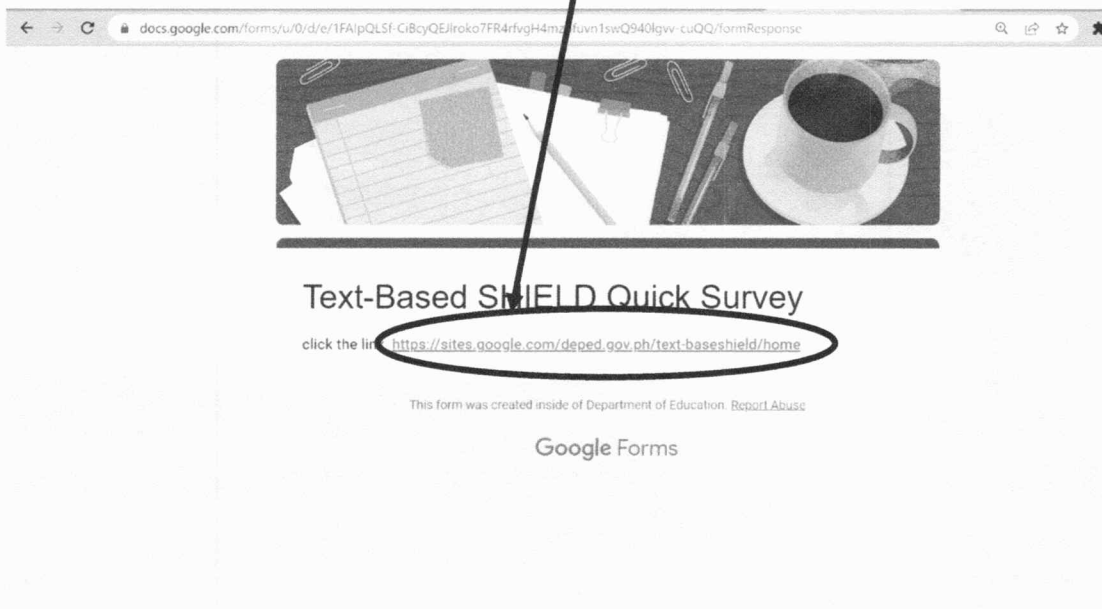
Step 4

After clicking the **“Text-Based Shield”** option, a **Text-Based Shield Quick Survey Form** will appear. Accomplished and submit the form. **Only teachers/school heads who are logged in through their DepEd email addresses are given permission to answer the survey form.**



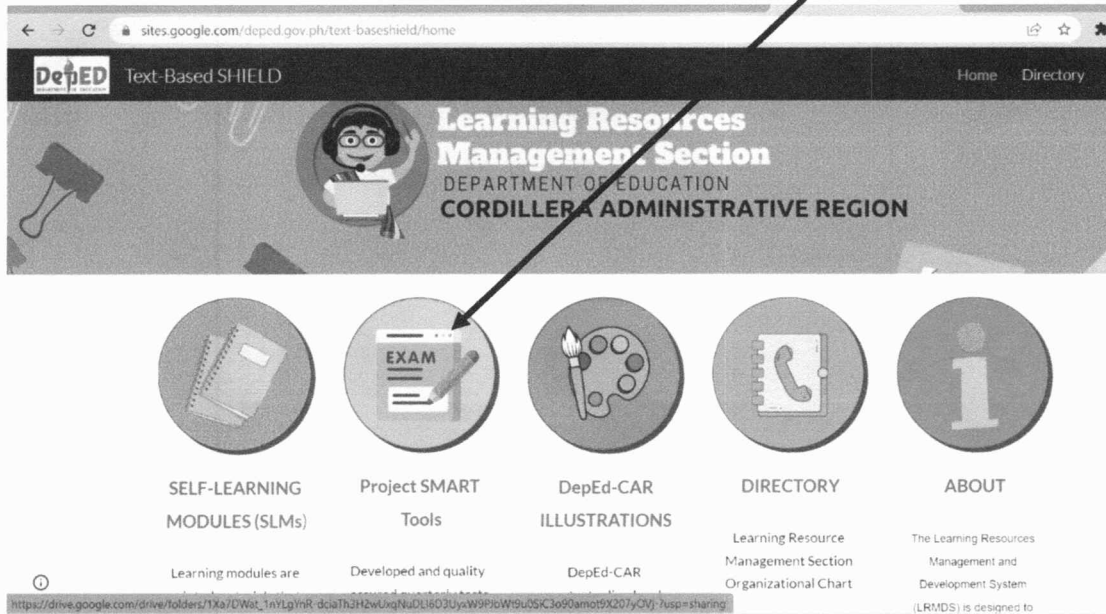
Step 5

After submitting the form successfully, a **link** for the **“Text-Based Shield”** will appear. Click the link to direct you to the **Text-Based Shield landing page.**



Step 6

From the Text-Based Shield landing page, click the icon, **Project SMART Tools** to view the different folders containing the assessment tools: Test Questions, Tables of Specifications, Test Keys, and Answer Sheet Templates.



Step 7

Click the **specific folder** to open it and to download the test material that you need.

