



Republic of the Philippines
DEPARTMENT OF EDUCATION
CORDILLERA ADMINISTRATIVE REGION

Wangal, La Trinidad, Benguet, 2601
Tel: (074) 422 - 1318 | Fax: (074) 422-4074
Website: www.depedcar.ph | Email: car@deped.gov.ph




March 20, 2020

REGIONAL MEMORANDUM

No: 089 s. 2020

GUIDELINES ON HOW TO ACCESS DEPED COMMONS AS ONLINE EDUCATIONAL RESOURCES (OER)

TO: All Regional Office Chiefs of Divisions
Schools Division Superintendent
All Divisions
All others concerned




1. In line with and in accordance with DepEd Memorandum 42, s. 2020 DepEd Commons shall be utilized as an online platform for public school teachers to support distance learning modalities.
2. DepEd Commons was designed as a direct solution to give access to online review materials and Open Educational Resources (OERs) during class suspension and similar circumstances.
3. Contextualized Learning Resources can likewise be accessed from the LR Portal - DepEd CAR Landing page.
4. Enclosure to this Memorandum is the Guideline on how to access the OER.
5. Immediate dissemination of and compliance to this memorandum is directed.

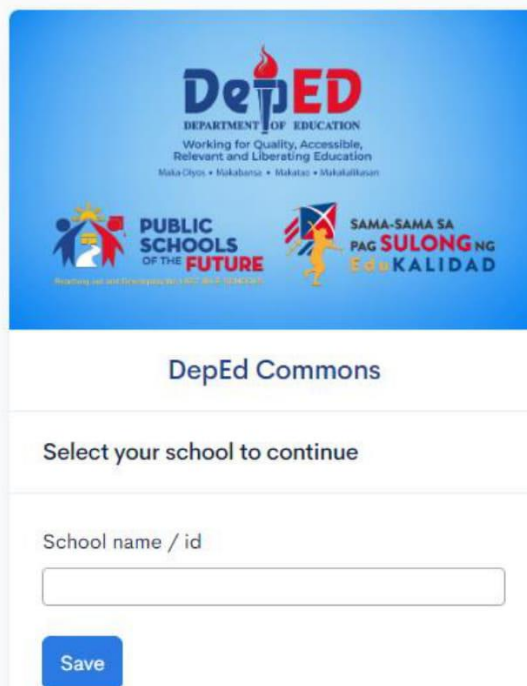

MAY B. ECLAR, Ph.D., CESO V
Regional Director

How to Access DepEd Commons and Start Using Available Online Educational Resources (OER)

1. Type on your URL browser <https://commons.deped.gov.ph> and press enter



2. On the landing page of the DepEd Commons website, search and select for your school by typing your **school ID** or the **name of school**.



The screenshot shows the DepEd Commons landing page. Below the 'Select your school to continue' text, there is a text input field labeled 'School name / id'. Below the input field is a blue 'Save' button.



Republic of the Philippines
DEPARTMENT OF EDUCATION
CORDILLERA ADMINISTRATIVE REGION

Wangal, La Trinidad, Benguet, 2601
Tel: (074) 422 – 1318 | Fax: (074) 422-4074
Website: www.depedcar.ph | Email: car@deped.gov.ph



When searching by school name, type the first three-six letters of your school name (**or until you find the closest match**) and scroll until you find your appropriate school name. Please check the correct spelling and the respective location of the school.

They say don't quit until you have tried and try and try until you succeed. So It is advisable that you patiently search the complete name of the school. It's worth the attempts, we promise you.

3. Select on your chosen school, then click on the **Save** button.
4. Next, **hover** your mouse or pointer to the left side of the screen where you will find the button **Select a grade level** to select the grade level you wish to explore.
5. Once you have selected your Grade Level, click on the Subject to drill down your resource need

The numbers indicate how many available resource/s there are for each category

6.

The image shows two side-by-side resource cards. The left card has a dark blue header with the text 'A downloadable resource'. Below the header is a white box containing the text 'Sample resource description'. At the bottom of the white box is a blue button with a download icon and the text 'Download File'. The right card has a dark blue header with the text 'A resource from an external link'. Below the header is a white box containing the text 'Sample resource description'. At the bottom of the white box is a blue button with an external link icon and the text 'Go To link'.

main area of the screen.

To view and download the resource, Click on the

Download File

Or click on

Go To link

if the resource displays as a link.

SOURCE: https://commons.deped.gov.ph/user_guide